

MEDICUBE DIGITAL AGE-R



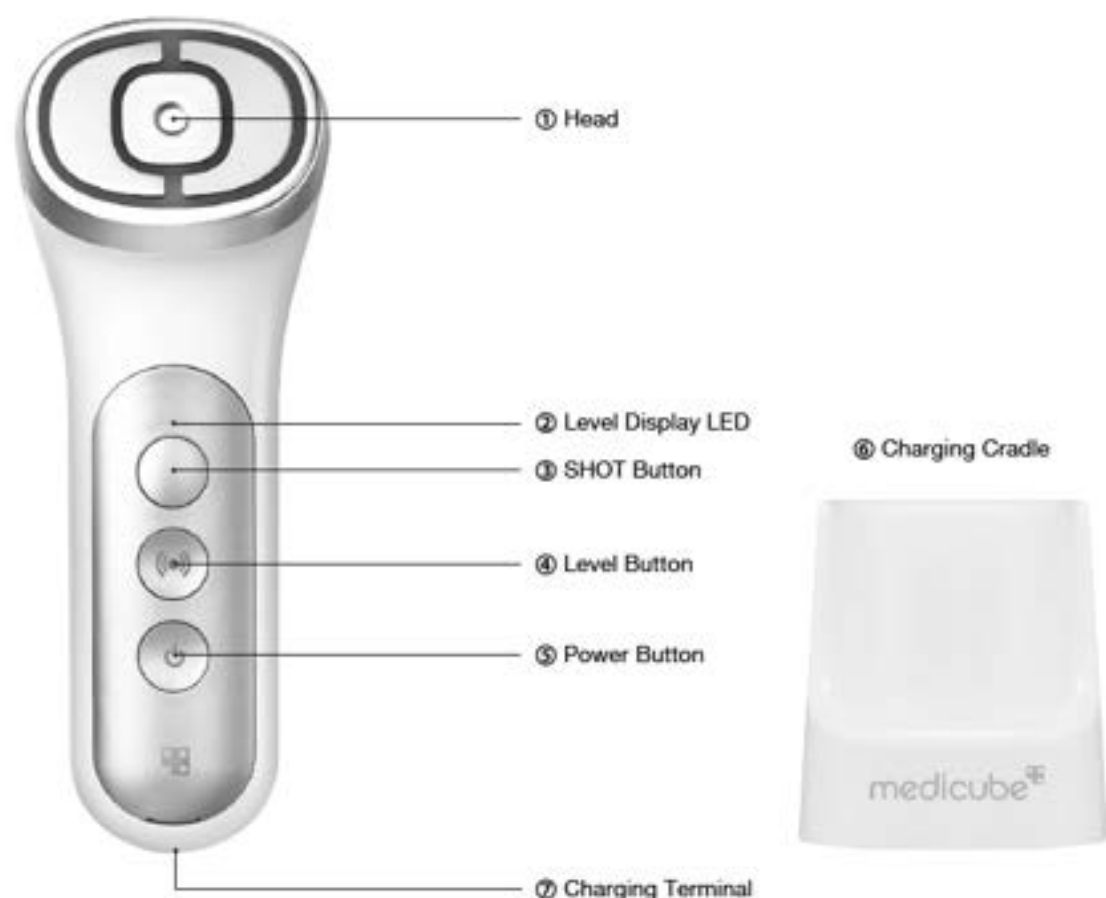
AGE-R DEVICE

USSERA DEEP SHOT



**USER
MANUAL**

Name of Each Part



Operation Method

1. Turn on the product by pressing the ⑤ power button for 2-3 seconds.
* When turning on the power, the ④ level button and the ② level display LED are lit with a sound.
* An alarm sound will be generated every 10 time use.
2. Adjust the level to be used using the ④ level button in the middle. The basic set level is step 1 and one step is raised each time you press the button and each space of ② level display LED is turned on each time the level is raised.
* A total of 1-5 step can be set and please use from step 1 on your first use.
3. After completing setting the level, put enough exclusive gel to cover the ① head and apply the gel on the skin by attaching the head to the skin.
4. After completely attaching the ① head on the concerned area, press the ③ SHOT button and 1 shot of energy is output for about 2-3 seconds with a continuous operation sound.
* During normal operation, the ① head turns to red LED.
5. After injecting 1 shot, use by pressing the ③ SHOT button while moving the ① head by one space.
* Make sure not use by consecutively irradiating on the same area and use by moving around areas.
6. After using 80 shots on the entire face, the power is automatically turned off and it is completed.
7. For hygienic use, store after clearly wiping the ① head with a dry cloth or a cotton pad after use.
8. For charging, after connecting the C-type charger enclosed in the box to the ⑥ charging cradle, charge by placing the ⑦ charging terminal of the body part on opt of the ⑥ charging cradle.
* When charging, check the alarm sound indicating that the ⑦ charging terminal of the body part and the ⑥ charging cradle are correctly connected.
* During charging, the ② level display LED is turned on sequentially and when it is fully charged, all the LEDs are turned on.

Product Composition

Body Part, USB Charing Cable, User Manual

Precautions during Use

1. Avoid using more than twice and please use it according to the recommended use method.
2. Make sure not to apply duplicate use (consecutive shot) on the same area.
3. Immediate use after surgical procedure or surgery is prohibited and use after consultation with a physician.
4. Avoid use around the eyes, uvula, and philtrum.
5. During first use, start use from step 1 and find an appropriate step as you use it.
6. If used by numerous people, continue use after securing a cooling time for about 10 minutes while the power is turned off.

Beauty Elastic Massaging Device Proposed by Medicube

80 Shots per Day, Perfect Elastic Massage Intensive Care

1 Shot by pressing the button while moving around the face by 1 space each

Method of Use at a Glance

* Make sure not to apply duplicate use by moving to the next area after one shot.



STEP 01

Put enough exclusive gel to cover the head and apply the gel on the skin by attaching the head to the skin. ***Gel must be applied to feel the warm energy.**



STEP 02

After setting the desired step, adhere the head on the concerned area, press the shot button and move by one space, and 1shot at a time. ***When first using the product, use from step 1.**



STEP 03

After the 80-shot care is completed, tap the gel for absorption. *** If you feel dryness, finish by using additional skincare product previously used.**

Read before Use!

When first using the product, start use from step 1 and find an appropriate step as you use it.



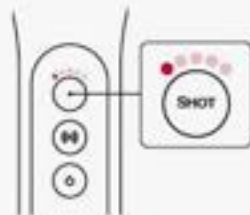
Prohibited Parts on Use

Do not use around the eyes or uvula, near philtrum, and eyelids.



Prohibited Parts on Use

Do not use around the eye or uvula, near philtrum, and eyelids.



Direct massaging system

Since it does not operate if you do not press the SHOT button, press the SHOT button whenever you move around parts.

We promise quality for safe use.

Certified for 5 global countries' standards including U.S.A, Korea, Europe, Japan and Australia

Medicube Age-R UGSEPA Deep Shot is a product certified according to FCC, KC, CE, PSE, RCM, which are strict standards for machine's safety.



USA
FCC Tested



Korea
KC Tested



Europe
CE Tested



Japan
PSE(CISPR)
Tested



Australia
RCM Tested

Precaution during Use

1. During handling, please be careful since it may be the cause of damage, break down etc. when dropped or given shock.
2. Make sure not to have water or beauty wash go inside the body part.
3. If the product does not operate, do not arbitrarily disassemble and contact the customer center.
4. Check whether the device and the charging cable are correctly connected.
5. Remove all metallic accessories contacting with human body.
6. Do not use electronic product such as electric mat together.
7. Do not use at high temperature location such as next to fire or direct sunlight and do not have the body part or electrical cord near a heating equipment.
8. During device use, do not stay on one place for a long time and make sure to use by continuously rubbing.
9. Be careful when using since this device may malfunction if it is contacted with other products.
10. During re-use, make sure to re-use after shutting off the device power for about 10 minutes to prevent overheating of internal parts. When used consecutively, it may be the cause of reducing the lifetime.
11. Do not use it for any purpose other than its intended purpose. It may be the cause of accidents.
12. If you feel uncomfortable such as feeling paralysis or have difficulty in expressing yourself, please prohibit use.
13. Do not tap the head part which directly contacts the skin on hard surface. It may be the cause of accidents.
14. Do not collide the body part with hard objects or drop it.
15. Do not use at places with high temperature, humidity, and a lot of dust such as bathroom, kitchen, and inside the car.
16. During use, distance it with electronic products such as beauty equipment, TV, and radio.
17. Do not use near eyes or uvula.
18. Do not use other than the rated voltage. Use at places over the rated voltage will cause heat and it may be the cause of electrocution or malfunction.
19. Do not handle the device with wet hands and do not disassemble the charging cable. (It may be the cause of electrocution.)
20. Do not arbitrarily repair, disassemble, and modify the body part. (It may be the cause of failure.)
21. Do not operate the device during charging.

Precautions during Use

Use is prohibited for anyone who is unhealthy or drinking or administered with sleeping pills or feeling severe fatigue, receiving treatment from a physician, etc. Also, if you feel pain or abnormalities during use, please stop using. If you use consecutively on the same area or use in wrong method, it may damage the skin. If abnormality occurs on the skin, immediately keep it cool and consult with a physician.

* For anyone whose skin is sensitive even on general use, there are cases where the skin becomes a little red. Thoroughly read the use method and precautions and implement after care.

Use is prohibited for patients with the following symptoms or anyone who corresponds to the following matters.

1. Anyone with symptoms such as red and stinging skin due to excess tanning.
2. Anyone who is especially sensitive due to allergic physical condition.
3. Anyone using an electronic device directly worn in the body such as cardiac pacemaker.
4. Anyone using an electronic medical device for retaining life such as artificial heart-lung machine.
5. Anyone using a fixed-type electronic medical device such as ECG device.
6. Anyone using a steroid type hormone for a long time.
7. Anyone with a liver function disorder who has symptoms such as telangiectasia.
8. Outpatient who is receiving treatment
9. Area with inflammation due to fostered acne part.
10. Anyone with dermatitis area, atopic dermatitis due to cosmetic products.
11. Freckle accompanying itchininess and freckle area due to physical stimulus
12. Area in the body with metal, plastic, silicon, etc.
13. Hemophilia patient, cardiac disorder patient, acute disease, bleeding part, malignant tumor, fractured part, infectious disease near eyelids, injured part, cranial bone area. Children, pregnant woman, woman who is breastfeeding, and elderly.

* Since this device is not a medical device, do not use for therapeutic purposes.

Precautions during Storage

1. Store at places where it is hard for the children to reach and where there is no moisture.
2. Do not store at places with magnetic or electromagnetic wave occurrence. It may be the cause of failure.
3. After using the head part, wipe it with water tissue or clean gauze, soft cloth, etc. and store it in dry condition.
4. Store main unit with the power turned off.
5. Do not use inflammables such as thinner and benzene when wiping as they may cause discolor and deformation due to a chemical reaction.

Specification

Model Name	ME-LIGGERA-01	Product Name	MEDICUBE AGE-R LIGGERA DEEP SHOT
Manufacturer	ESL Co., Ltd.	Contact	070-4030-6810
Address	801,002, 9-21, Donghansandan 9-gil Hwasilong-si, Gyeonggi-do, Republic of Korea		
Certificate Registration No. : R-R-pg1-ME-LIGGERA-01	Method of Use and Precautions:		Refer to the user manual
	Manufacturing No., Manufactured Date :		Other Necessary Matters : Refer to the user manual

Product Specification

Product Size

Body part 57.3*55.2*154.9mm

Cradle 65.7*39.4*90mm

Body part + cradle 67.3*66.6*169mm

Input Voltage 5V / 1.6A(USB-C)

Battery 3250mAh Lithium-ion battery

Power Consumption maximum of 3W

Weight body part 176.4g

Cradle 45.6g

Body part + cradle 220.0g

Charge Time about 3 hours

MADE IN KOREA

Charger Specification

Quality Indication in accordance with the Electrical Appliances And Consumer Products Safety Control Act Safety Confirmation Report YU15479-22001

Model Name BAK1850-1P1D-0550

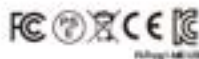
Product Name Lithium-ion Battery

Rated Voltage 3.6V, 3250mAh

Manufacturing Company Zhongruo Bk Battery Co., Ltd

Manufactured Country China

Manufactured Date indicated separately at the bottom of the product



Exchange / Return Policy

1. In case of product defect, Medcube AGE-R Deep Shot can be exchanged within 30 days of received date. The exchange process is outlined as below. 1) Send us an email to the cs_email on the website you purchased with the following details: First name and last name, email address, phone number, order number. Attach a photo or video describing the issue. 2) We will proceed to issue a confirmation email (our Customer Service usually takes 2-3 business days to respond). 3) After receiving a confirm on email, send the product back to our warehouse via the Return address. Return address will be shared after the email confirmation. 4) Once the product has arrived at our warehouse, our staff will inspect the condition of the product. 5) In case of product defect, we will proceed to exchange and send a new product to the customer. *Note: This process may take up to 1 month, including the time taken to ship the product back to our warehouse, and the time taken to inspect the product. 2. Medcube will not refund any products returned due to a "change of mind" or "simple remorse". If returned products do not fulfill the requirements for exchange, they may not be refunded and Medcube will notify the customer if this is the case. The customer will be asked if they want the products to be sent back to them, but the customer will be responsible for any delivery costs. If the customer does not pay for the delivery back within 30 days, Medcube will deem the products to have been abandoned by the customer, including any right of refund.

[Subject of Recommendation of Lithium Battery Discarding and Charging Method]

Warning Since it may accompany danger such as heating, fire, and explosion, please observe the following matters. 1) Handling Matters Since a swollen battery that can be visually identified may be dangerous, immediately contact the manufacturer or the seller. Use only the designated charger. Keep away from fire (Do not put inside a microwave oven). Do not leave it inside a car in summer. Do not store or use at high temperature and humid place such as sauna. Do not use it for a long time while placing it on blanket, electric mat, and carpet. Do not store at a sealed space while leaving the power on. Be cautious not to contact the electrical terminal with metal products such as necklace, coins, key, and watch. Use the secondary lithium battery warranted by the manufacturer. Do not implement behaviors such as disassembly, compressing, and penetrating. Do not apply abnormal impact such as dropping it from a high place. Do not expose to a temperature above 50°C. Do not contact with humidity. 2) Disposal Guideline Do not arbitrarily dispose used up battery. When disposing the battery, do not incinerate or put it inside a fire. Explosion and fire may occur due to heat. The method of battery disposal may vary according to countries and regions. Dispose with appropriate method. 3) Recommendations regarding Charging Method Do not charge the battery with the method other than the method shown in the user manual. Fire or explosion may occur. Complete Charge Time: About 3 hours * Charge time may vary depending on the battery remnant amount of portable battery or surrounding temperature or charging environment. It may change without notice for performance improvement in specifications and exterior appearance.

Q1.
Do you have to press the Shot button?

USSERA is a beauty massaging device that directly shot on the face area and you must press the SHOT button to operate. After completely attaching the head on the area, use by pressing the SHOT button. *During normal operation, you may feel fine warm energy with an alarm sound.

Q2.
Do you have to use only 80 shots per day?

It is recommended to use 80 shots per day and 3 times per week as there is concern of uncomfortable feeling caused by excessive use with the principle of massaging skin with heat. However, please use it by adjusting the use cycle suitable to your skin as the skin condition varies among individuals.

Q3.
Do you have to use it with an exclusive gel?

USSERA is a beauty massaging device that operates by delivering energy, and therefore must be used with products that are capable of delivering the energy. It is highly recommended that you use the dedicated gel serum that was developed alongside the device for best results. Medcube's Booster Gel contains plant stem cell extract, which helps the improvement of skin condition.

Q4.
How much do you need to apply?

Before use, put enough exclusive gel to cover the head and apply the gel on the skin using the head. Since you may strongly feel the energy stimulus if the amount of gel applied to the skin is small, please use it in the condition with the gel thickly applied to the skin.

Q5.
How do you use it on the area with strong feeling?

Make sure to use it from step 1 on first use since the level of feeling the skin stimulus varies among individuals and since you may feel the stimulus stronger on the areas where bones are protruded such as the cheekbone and jawlines than area with thin skin, it is recommended to use from step 1. * Do not use around the eyes or uvula, near philtrum, scars, surgical and surgery area.

Q6.
There are times when shots don't operate during use!

As it is equipped with a consecutive shot prevention function to prevent duplicate use on the same area, it does not operate for 0.5 second after using a shot. After using a shot, use the shot by moving to the next area.

Q7.
Do you have to wash off the exclusive gel after use?

The exclusive gel serum is a functional cosmetic for wrinkle improvement that received a report from the Ministry of Food and Drug Safety. Although it doesn't matter to wipe it off after use, if you tap and adsorb it, it will be helpful on wrinkle improvement. If you feel dryness after absorption, finish by using additional foundation product previously used.

Q8.
The device doesn't operate at all!

If the battery is discharged, it may not operate. At this time, place the body part on the charging cradle and use after fully charging. During charging, please check the alarm sound that indicates that the charging terminal of the body part and the charging cradle are correctly connected, if there is no alarm sound, please check the connection state of the charging cradle and the charging cable.

Q9.
How do you clean the product?

After use, wipe the head part cleanly using a wet tissue, soft cloth, or a cotton pad or a cotton swab and store while stood on the charging cradle. * As it may be the cause of breakdown if water goes inside the product, cleaning the device with water is prohibited.

USSERA Specification Seen at a Glance



Alarm sound guidance every use of 10 shots



Proprietary charging cradle Convenient charging/storing function



Consecutive shot (duplicate use) prevention function



Automatic power shut off (3 minutes) Ultra-power saving eco function during power shut off



Over 4 weeks with one time charging Long-term use possible (based on 1 time per day)



MEDICUBE AGE-R

To enable a service that was once
enjoyed by a few to be enjoyed by everyone

